



Scavenger Hunt for Children


Explore Squam Swamp and see how many clues you can find:



found it! _____




I see one _____




got it! _____




found it! _____



found it! _____



got it! _____



found it! _____



found it! _____



found it! _____

How many did you find?



**Follow the trail and the numbered posts and
see if you can answer these questions.
You will need a Squam Swamp Interpretive Trail Map (blue one)
to complete these questions**

1. What kind of trees grow well in moist soils (such as the soil at Squam Swamp)?

2. What kind of Oak trees can grow in and around Squam Swamp?

3. Where else on the island can you find hardwood trees such as the oaks found at Squam Swamp?

4. What do plants need in the soil to survive? In very wet soil how do trees adapt to get enough oxygen?

5. Do you know what a vernal pool is? Can you find a vernal pool? Does it have water in it right now? If you find a vernal pool what marker is it closest to?

6. Can you find some moss (*Sphagnum*) near marker 7? What does it look like?

7. If you look closely around marker 9 you may see turtles.

8. As you cross over the bridge look into the water and see what color it is. Do you know why the water is that color?

9. Do you know what the vine is that is climbing up and around the trees around marker 16? Be careful to look and not touch!

10. As you reach the hilltop at marker 19 look around and see if you can find a box with your next stamp for your passport and your clue for week #3.

***Once you have gotten your stamp you may continue on the loop and finish the trail (total 1.9 mi.)
or turn back and return to the parking lot the way you came in (1 mi round trip).***

**Great hunting.
Good luck next week.
Nantucket Conservation Foundation 508 228 2884
www.nantucketconservation.org**